

# Persona<sup>®</sup> IQ

THE SMART KNEE<sup>™</sup>

## **CANARY canturio<sup>™</sup> Tibial Extension with CHIRP<sup>™</sup> System Setting Up the Canary Medical Mobile App Quick Start Guide**

Read this manual carefully. If you have additional questions after reading this manual, contact your doctor.





Welcome to Canary Medical! This Quick Start Guide is designed to lead you through the installation of the Canary Medical Mobile App and provide an overview of the application and its functions. The Canary Medical App extends the patient experience to your mobile device and supports installation on an iPhone or Android phone. Check on your gait parameters in minutes a day – any time, anywhere.

**NOTE:** You must finish creating your Canary Medical account before using the Canary Medical App.

# Part 1: Installing the Canary Medical App

---

## Android Users

To install the Canary Medical App, tap on the Google Play icon to launch the store.



When you have Google Play open, use the Search feature to type in "Canary Medical."

Locate the Canary Medical App in Google Play and tap the button that says "Get" or "Install." The system may ask you to enter your Google Play username and password to continue. Enter your Google Play account credentials to complete the download. The Canary Medical App will begin to download immediately. When the installation has finished, click the Canary Medical App from the device home screen to launch the application.

## iOS Users

To install the Canary Medical App, tap on the App Store for iPhone icon to launch the store.




When you have the App Store for iPhone open, use the Search feature to type in “Canary Medical.”

Locate the Canary Medical App in the App Store for iPhone and tap the button that says “Get.” The system may ask you to enter your Apple username and password to continue. Enter your App Store for iPhone account credentials to complete the download. The Canary Medical App will begin to download immediately. When the installation has finished, click the Canary Medical App from the device home screen to launch the application.

After downloading the Canary Medical App, it will appear on your device’s home screen. Tap on the icon to open.



**Canary Medical App  
on an iOS phone**



**Canary Medical App  
on an Android phone**

# Part 2: Logging in to the Canary Medical App

---

## Log In with Canary Medical Patient Account Credentials

After launching the Canary Medical App, you will see the Login screen. Type in the same username and password used to sign in to your Canary Patient Account.



Logging in to your account takes you directly to the Timeline view, as shown in the image on the following page. The Timeline view provides an average of your walking measurements for the past 7 days. You will see your step count, distance traveled, functional knee range of motion, walking speed, stride length and cadence.



The Timeline view above provides you with six different measurements averaged over the past 7 days.

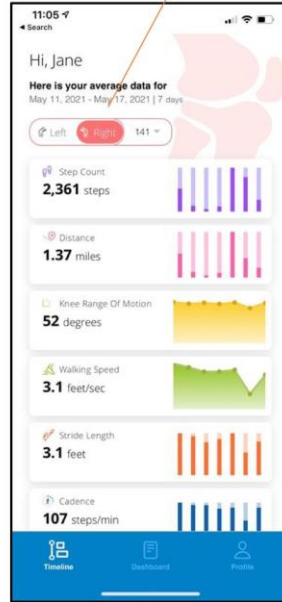
- Step Count – displays an average of daily steps taken
- Distance – displays an average of distance traveled (in miles)
- Knee Range of Motion – displays an average of the angles your knee makes when in flexion (bending) and extension (straight)
- Walking Speed – displays the average speed (feet per second) at which you walk
- Stride Length – displays the average length of your step, from one heel strike to the next heel strike on the same leg
- Cadence – displays the average steps taken per minute

If you have an implant in both knees, you can view the data for each knee by tapping on either the Left knee icon or the Right knee icon, as shown in the images below.

### Left Knee Icon

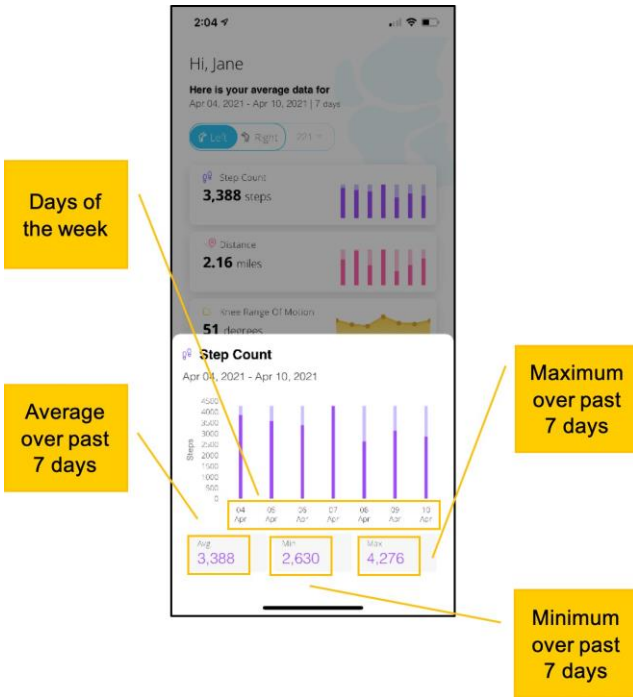


### Right Knee Icon



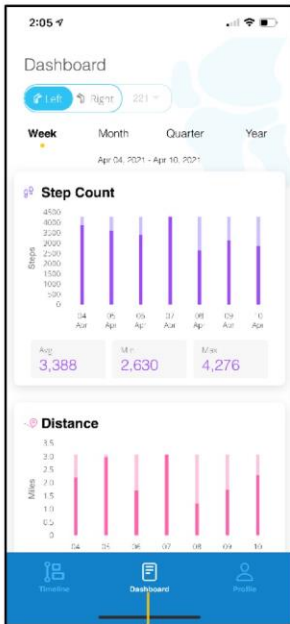


Tapping on a specific measurement enlarges the bar or line graph. The individual bars or chart points show each day of the week. The figures at the bottom of the chart show the week's average, minimum and maximum measurements. Exit the graph by tapping outside of it.

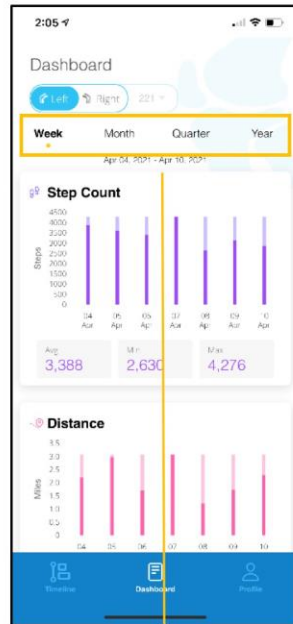


The blue bar at the bottom of the screen allows you to navigate to other sections of the Canary Medical App.

Clicking on the dashboard icon shows a view of the data over a specific period of time – you can choose to see your data for the past week, the past month, the past quarter or the past year by tapping on “Week,” “Month,” “Quarter,” or “Year.”



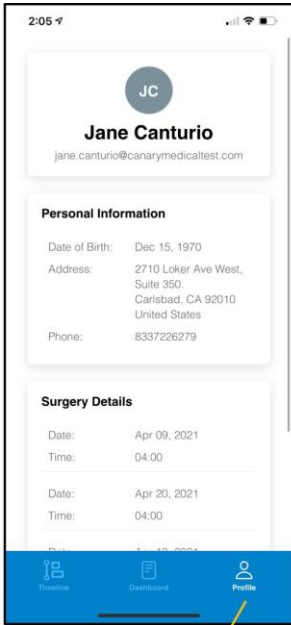
Dashboard icon



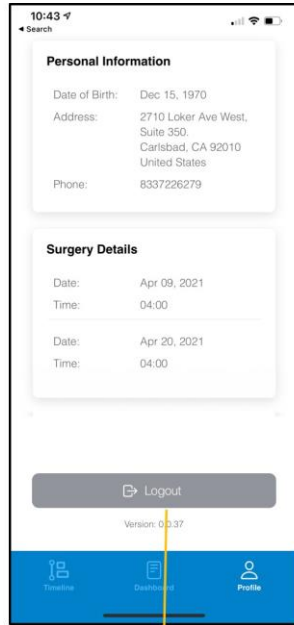
Tap on Week, Month, Quarter or Year to view your data for the selected period

The profile icon at the bottom of the screen shows general information about the patient’s account.

Scroll down to exit the app. Click “Logout.”



Profile icon



Tap to Logout



**To learn more about Persona IQ<sup>®</sup>,  
email [SmartKneeSupport@zimmerbiomet.com](mailto:SmartKneeSupport@zimmerbiomet.com)  
or call 844-799-8208.**

Jane Canturio is an imaginary patient with a fabricated surname.

Canary Medical Logo, Canary Medical, CANARY canturio, Canturio, and CHIRP are the exclusive property of Canary Medical and its affiliates.

Persona<sup>®</sup> IQ and The Personalized Knee<sup>®</sup> are registered trademarks of Zimmer, Inc. The Smart Knee<sup>™</sup> is a trademark of Zimmer, Inc. All other trademarks are the property of respective owners.

Apple and the Apple logo are registered trademarks of Apple, Inc. App Store is a registered service mark of Apple, Inc. Microsoft and the Microsoft Store logo are trademarks of Microsoft Corporation.

Not all patients are candidates for this product and/or procedure. Only a medical professional can determine the treatment appropriate for your specific condition. Appropriate post-operative activities and restrictions will differ from patient to patient. Talk to your surgeon about whether joint replacement is right for you and the risks of the procedure, including the risk of implant wear, infection, loosening, breakage or failure, any of which could require additional surgery.

©2021 Canary Medical Inc. All Rights Reserved.

canturio<sup>™</sup> Legal Manufacturer  
**Canary Medical USA,  
LLC.**

2710 Loker Ave. West, Suite 350  
Carlsbad, CA 92010  
Customer Service: 1-833-692-  
2627 [canarymedical.com](http://canarymedical.com)  
[support@canarymedical.com](mailto:support@canarymedical.com)

---

canturio<sup>™</sup> Exclusively Distributed by:

**Zimmer, Inc.**

1800 West Center St. Warsaw,  
Indiana 46581-0587 USA  
[zimmerbiomet.com](http://zimmerbiomet.com)

---

Persona<sup>®</sup> Knee Legal Manufacturer:

**Zimmer, Inc.**

1800 West Center St.  
Warsaw, Indiana 46581-  
0587 USA  
[zimmerbiomet.com](http://zimmerbiomet.com)

K01-MAP-300001, Rev. B